

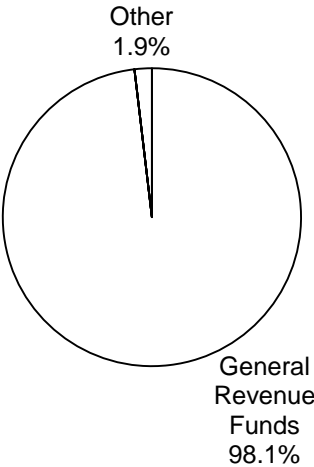
Section 1

Method of Financing	2012-13 Base	2014-15 Recommended	Biennial Change	% Change
General Revenue Funds	\$418,965,089	\$431,538,002	\$12,572,913	3.0%
GR Dedicated Funds	\$0	\$0	\$0	0.0%
Total GR-Related Funds	\$418,965,089	\$431,538,002	\$12,572,913	3.0%
Federal Funds	\$47,798	\$0	(\$47,798)	(100.0%)
Other	\$26,289,587	\$8,246,924	(\$18,042,663)	(68.6%)
All Funds	\$445,302,474	\$439,784,926	(\$5,517,548)	(1.2%)

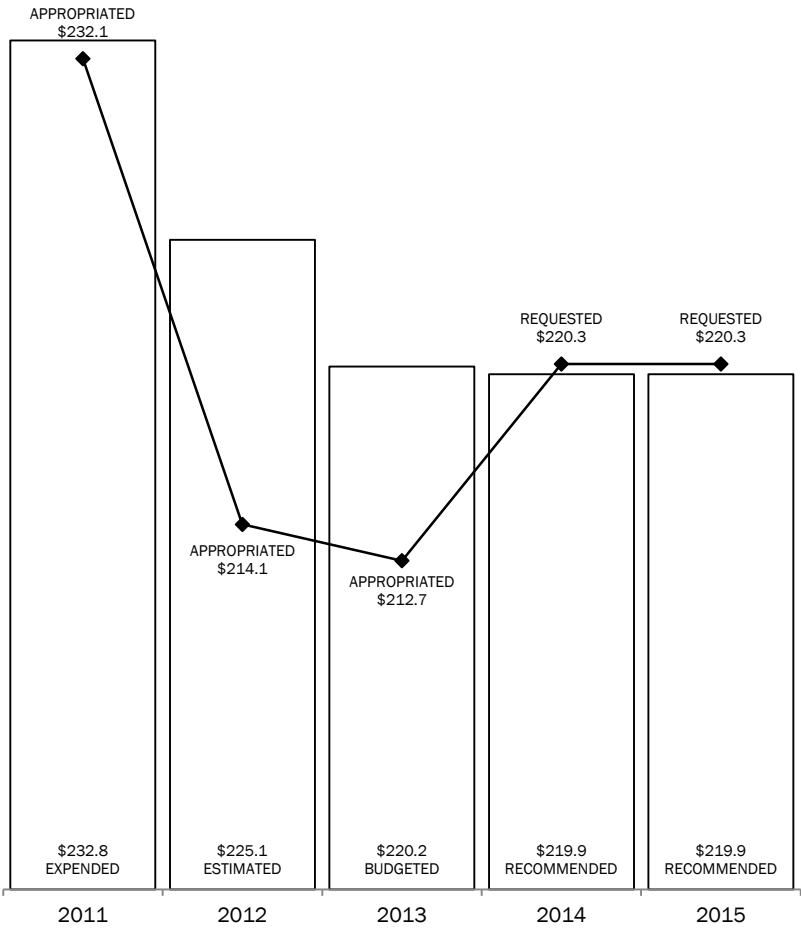
	FY 2013 Budgeted	FY 2015 Recommended	Biennial Change	% Change
FTEs	2,859.8	2,719.8	(140.0)	(4.9%)

The bill pattern for this agency (2014-15 Recommended) represents an estimated 100% of the agency's estimated total available funds for the 2014-15 biennium.

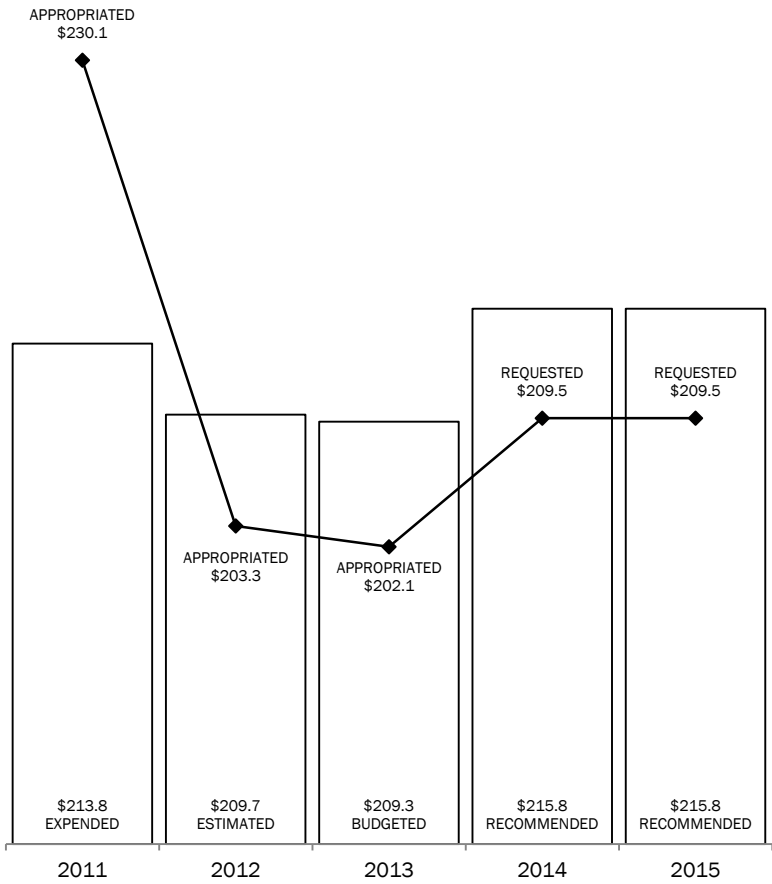
RECOMMENDED FUNDING
BY METHOD OF FINANCING



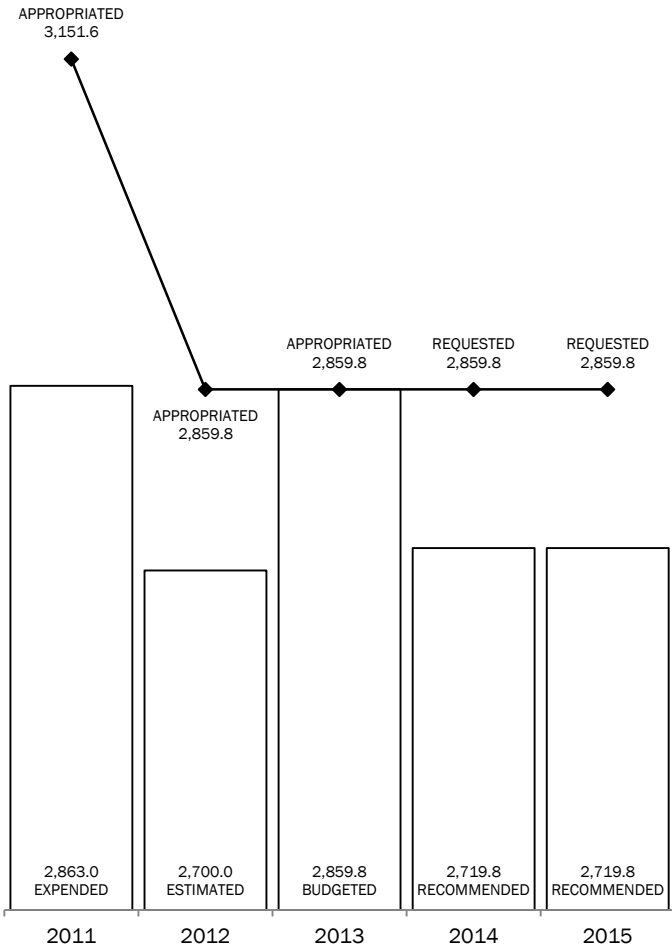
ALL FUNDS



GENERAL REVENUE AND
GENERAL REVENUE-DEDICATED FUNDS



FULL-TIME-EQUIVALENT POSITIONS



Section 2

Comptroller of Public Accounts
Summary of Recommendations - Senate, By Method of Finance -- ALL FUNDS

Strategy/Goal	2012-13 Base	2014-15 Recommended	Biennial Change	% Change	Comments
					Recommendations primarily reflect a reduction of \$4.2 million in unexpended balances out of Interagency Contracts from TxDOT, Health and Human Services Commission (HHSC) and Department of Information Resources (DIR) related to development of the Centralized Accounting and Payroll/Personnel System (CAPPS). Also related to CAPPS is a method of finance swap to increase General Revenue by \$13.3 million and decrease Interagency Contracts from DIR by the same amount to provide direct funding for PeopleSoft licenses and maintenance to the agency. (See Selected Fiscal and Policy Issues, Item #1).
					Recommendations include General Revenue reductions of \$0.8 million for one-time expenses related to implementation of House Bill 268, related to exemption from sales and use taxes for timber and certain items for agricultural and timber operations, and House Bill 11, relating to reports for certain alcoholic beverage sales, enacted by the Eighty-second Legislature, Regular Session, 2011.
					Recommendations also include reductions of \$0.4 million in Interagency Contracts with Texas Education Agency for completion of the Financial Allocation Study for Texas (FAST).
ONGOING AUDIT ACTIVITIES A.1.1	\$151,453,519	\$149,852,126	(\$1,601,393)	(1.1%)	
TAX LAWS COMPLIANCE A.2.1	\$62,620,273	\$62,164,674	(\$455,599)	(0.7%)	
TAXPAYER INFORMATION A.3.1	\$29,895,081	\$29,382,346	(\$512,735)	(1.7%)	
TAX HEARINGS A.4.1	\$15,446,701	\$15,744,806	\$298,105	1.9%	
Total, Goal A, COMPLIANCE WITH TAX LAWS	\$259,415,574	\$257,143,952	(\$2,271,622)	(0.9%)	
ACCOUNTING/REPORTING B.1.1	\$80,672,503	\$79,975,446	(\$697,057)	(0.9%)	
PROPERTY TAX PROGRAM B.2.1	\$18,079,654	\$17,952,610	(\$127,044)	(0.7%)	
TREASURY OPERATIONS B.3.1	\$8,904,390	\$8,608,966	(\$295,424)	(3.3%)	
PROCUREMENT B.4.1	\$9,893,316	\$9,893,316	\$0	0.0%	
Total, Goal B, MANAGE FISCAL AFFAIRS	\$117,549,863	\$116,430,338	(\$1,119,525)	(1.0%)	
REVENUE & TAX PROCESSING C.1.1	\$68,337,037	\$66,210,636	(\$2,126,401)	(3.1%)	
Total, Goal C, TAX AND FINANCIAL INFO TECHNOLOGY	\$68,337,037	\$66,210,636	(\$2,126,401)	(3.1%)	
Grand Total, All Strategies	\$445,302,474	\$439,784,926	(\$5,517,548)	(1.2%)	

Section 2

Comptroller of Public Accounts
Summary of Recommendations - Senate, By Method of Finance -- GENERAL REVENUE FUNDS

Strategy/Goal	2012-13 Base	2014-15 Recommended	Biennial Change	% Change	Comments
					Recommendations, unless otherwise indicated below, reflect a decrease of funding in nearly all strategies (\$4.3 million), primarily for indirect administrative expenses, reallocated to Strategy A.4.1, Tax Hearings, for legal counsel and research (\$0.3 million) and to Strategy B.1.1, Accounting/Reporting, for the implementation of the Centralized Accounting and Payroll/Personnel System (CAPPS) (\$4.0 million). CAPPS costs include ongoing maintenance of the system and related staff support costs. (See Fiscal and Policy Issues, Item #1).
ONGOING AUDIT ACTIVITIES A.1.1	\$151,373,239	\$149,786,064	(\$1,587,175)	(1.0%)	
TAX LAWS COMPLIANCE A.2.1	\$62,592,861	\$62,137,262	(\$455,599)	(0.7%)	
TAXPAYER INFORMATION A.3.1	\$29,882,125	\$29,369,390	(\$512,735)	(1.7%)	
TAX HEARINGS A.4.1	\$15,442,303	\$15,740,408	\$298,105	1.9%	
Total, Goal A, COMPLIANCE WITH TAX LAWS	\$259,290,528	\$257,033,124	(\$2,257,404)	(0.9%)	
ACCOUNTING/REPORTING B.1.1	\$57,980,866	\$75,360,052	\$17,379,186	30.0%	In addition to reallocations of funding from various strategies (increase of \$4.0 million) for CAPPS ongoing maintenance and staff support, recommendations reflect a method of finance swap of \$13.3 million from Interagency Contracts from the Department of Information Resources (DIR) to General Revenue funds for PeopleSoft software licensing and hardware and software maintenance for CAPPS. (See Fiscal and Policy Issues, Item #1).
PROPERTY TAX PROGRAM B.2.1	\$17,871,736	\$17,744,692	(\$127,044)	(0.7%)	
TREASURY OPERATIONS B.3.1	\$8,846,958	\$8,551,534	(\$295,424)	(3.3%)	
PROCUREMENT B.4.1	\$6,667,496	\$6,667,496	\$0	0.0%	
Total, Goal B, MANAGE FISCAL AFFAIRS	\$91,367,056	\$108,323,774	\$16,956,718	18.6%	
REVENUE & TAX PROCESSING C.1.1	\$68,307,505	\$66,181,104	(\$2,126,401)	(3.1%)	Recommendations reflect reallocation of \$1.4 million to other strategies and reduction of \$0.8 million expended in the 2012-13 biennium for one-time technology costs included in contingency appropriations for House Bill 268, related to exemption from sales and use taxes for timber and certain items for agricultural and timber operations, and House Bill 11, relating to reports for certain alcoholic beverage sales, enacted by the Eighty-second Legislature, Regular Session, 2011.
Total, Goal C, TAX AND FINANCIAL INFO TECHNOLOGY	\$68,307,505	\$66,181,104	(\$2,126,401)	(3.1%)	
Grand Total, All Strategies	\$418,965,089	\$431,538,002	\$12,572,913	3.0%	

Section 2

Comptroller of Public Accounts
Summary of Recommendations - Senate, By Method of Finance -- FEDERAL FUNDS

Strategy/Goal	2012-13 Base	2014-15 Recommended	Biennial Change	% Change	Comments
ONGOING AUDIT ACTIVITIES A.1.1	\$0	\$0	\$0	0.0%	
TAX LAWS COMPLIANCE A.2.1	\$0	\$0	\$0	0.0%	
TAXPAYER INFORMATION A.3.1	\$0	\$0	\$0	0.0%	
TAX HEARINGS A.4.1	\$0	\$0	\$0	0.0%	
Total, Goal A, COMPLIANCE WITH TAX LAWS	\$0	\$0	\$0	0.0%	
ACCOUNTING/REPORTING B.1.1	\$47,798	\$0	(\$47,798)	(100.0%)	Decrease in Federal Funds reflects completion of a Wellness and Prevention grant awarded for the Texas Mother-Friendly Worksite Policy Initiative.
PROPERTY TAX PROGRAM B.2.1	\$0	\$0	\$0	0.0%	
TREASURY OPERATIONS B.3.1	\$0	\$0	\$0	0.0%	
PROCUREMENT B.4.1	\$0	\$0	\$0	0.0%	
Total, Goal B, MANAGE FISCAL AFFAIRS	\$47,798	\$0	(\$47,798)	(100.0%)	
REVENUE & TAX PROCESSING C.1.1	\$0	\$0	\$0	0.0%	
Total, Goal C, TAX AND FINANCIAL INFO TECHNOLOGY	\$0	\$0	\$0	0.0%	
Grand Total, All Strategies	\$47,798	\$0	(\$47,798)	(100.0%)	

Section 2

Comptroller of Public Accounts
Summary of Recommendations - Senate, By Method of Finance -- OTHER FUNDS

Strategy/Goal	2012-13 Base	2014-15 Recommended	Biennial Change	% Change	Comments
ONGOING AUDIT ACTIVITIES A.1.1	\$80,280	\$66,062	(\$14,218)	(17.7%)	
TAX LAWS COMPLIANCE A.2.1	\$27,412	\$27,412	\$0	0.0%	
TAXPAYER INFORMATION A.3.1	\$12,956	\$12,956	\$0	0.0%	
TAX HEARINGS A.4.1	\$4,398	\$4,398	\$0	0.0%	
Total, Goal A, COMPLIANCE WITH TAX LAWS	\$125,046	\$110,828	(\$14,218)	(11.4%)	
ACCOUNTING/REPORTING B.1.1	\$22,643,839	\$4,615,394	(\$18,028,445)	(79.6%)	Recommendations reflect a decrease of \$4.2 million in unexpended balances of Interagency Contracts from TxDOT, Health and Human Services Commission (HHSC) and Department of Information Resources (DIR) related to development of the Centralized Accounting and Payroll/Personnel System (CAPPS). Recommendations also reflect a method of finance swap of \$13.3 million for funding of CAPPS' PeopleSoft licenses and ongoing maintenance from Interagency Contracts from DIR to General Revenue funds. (See Selected Fiscal and Policy Issues, Item #1).
					In addition, recommendations reflect a decrease of \$0.4 million in Interagency Contracts from Texas Education Agency due to completion of the Financial Allocation Study for Texas (FAST), which identifies school districts and campuses with resource allocations practices contributing to high student achievement and cost-effective operations.
PROPERTY TAX PROGRAM B.2.1	\$207,918	\$207,918	\$0	0.0%	
TREASURY OPERATIONS B.3.1	\$57,432	\$57,432	\$0	0.0%	
PROCUREMENT B.4.1	\$3,225,820	\$3,225,820	\$0	0.0%	
Total, Goal B, MANAGE FISCAL AFFAIRS	\$26,135,009	\$8,106,564	(\$18,028,445)	(69.0%)	
REVENUE & TAX PROCESSING C.1.1	\$29,532	\$29,532	\$0	0.0%	
Total, Goal C, TAX AND FINANCIAL INFO TECHNOLOGY	\$29,532	\$29,532	\$0	0.0%	
Grand Total, All Strategies	\$26,289,587	\$8,246,924	(\$18,042,663)	(68.6%)	

**Comptroller of Public Accounts
Selected Fiscal and Policy Issues**

1. **Centralized Accounting and Payroll Personnel System.** Recommendations include \$32.5 million in All Funds to provide ongoing maintenance for the statewide enterprise resource planning (ERP) system known as the Centralized Accounting and Payroll/Personnel System (CAPPS) and the Integrated Statewide Administrative System (ISAS). Amounts shown in Figure 1 reflect an increase of \$3.8 million for ongoing maintenance of CAPPS. Ongoing maintenance includes payments for licenses and license maintenance of PeopleSoft, the software platform for CAPPS financial and human capital management (HCM) systems, contracted services, and maintenance for hardware and software. Maintenance costs are funded in the current biennium through both direct funding to the agency as well as funding from agencies that have transitioned to the central financial CAPPS system at the Comptroller's office.

Included in the recommendations for ongoing maintenance is an increase of \$17.1 million in General Revenue Funds, which includes a reallocation of \$3.8 million from the agency's indirect administration as well as a method of finance swap of \$13.3 million to provide the Comptroller a direct appropriation for licenses and maintenance. In the current biennium, Department of Information Resources (DIR) was appropriated \$13.3 million in General Revenue Fund to support an Interagency Contract with the Comptroller for licenses and maintenance. The Comptroller's office has indicated that ongoing maintenance amounts requested and included in recommendations are not sufficient to cover ongoing maintenance costs for agencies which may transition to the financial system in the future. It is expected that future transitioning agencies would reimburse the Comptroller for a portion of ongoing maintenance expenses, such as those shown in Figure 1 from the Texas Department of Insurance (TDI).

Recommendations for ISAS, a PeopleSoft financial system which precedes CAPPS, continue funding for license maintenance out of Interagency Contracts from six agencies currently using the system, totaling \$4.2 million.

To date, DIR, TDI, the Central Texas Turnpike System (CTTS) of the Texas Department of Transportation (TxDOT), and Comptroller's internal accounting functions have transitioned to the financial system under CAPPS. The Health and Human Services Commission (HHSC), along with the other four health and human services agencies, have transitioned to the human capital management (HCM) system under CAPPS in November 2012.

TxDOT received approval for a \$26.0 million request to exceed capital budget limitations as provided for in Article IX, Sec. 14.03, Limitation on Expenditures – Capital Budget, for the current biennium for continued development of the financial system. TxDOT requested funding for the 2014-15 biennium of \$28.0 million out of State Highway Fund No. 006 for the financial system and development and customizations of an HCM system. In addition to TxDOT's 2014-15 request, three other agencies have requested funding for implementation of CAPPS including the Department of Motor Vehicles (\$5.0 million); Texas Workforce Commission (\$1.6 million); and the Texas Veterans Commission (\$1.6 million). The Comptroller's office has also indicated that they are working with the Texas Juvenile Justice Department to develop a request to implement CAPPS.

It is anticipated that HHSC's HCM system, TxDOT systems, and the Workforce Commission's system, if funded by the Eighty-third Legislature, would become hub systems that interface with the Comptroller's central CAPPS system, which is in alignment with the agency's new "go-forward" model for the statewide ERP system. The go-forward ERP model includes CAPPS as the centrally managed ERP system that most state agencies would eventually transition to and "hub" agencies which would operate separate accounting and human resources/payroll systems under the

CAPPS umbrella. Due to significant customizations that would be required, the agency anticipates that approximately a dozen of the larger or financially complex agencies, including institutions of higher education, would launch separate hub systems. In addition, the new model limits statewide, Comptroller-managed customizations to 8 specific modules (out of 20 modules) within the CAPPS financial and HCM systems and places an emphasis on the data warehouse functions which would house and aggregate statewide financial and HR/payroll data.

2. **Sunset Contingency.** The Texas Procurement and Support Services (TPASS) division of the Comptroller's office has been reviewed by the Sunset Commission. The Commission met on January 9, 2013 and approved continuation of TPASS for 8 years.
3. **Historical Underutilized Business (HUB) Activity Report.** Pursuant to Government Code, Sec. 2161.127, each state agency and institution of higher education must include as part of its legislative appropriations request (LAR) a report detailing the extent to which the agency has made "good faith" efforts to comply with both HUB-related general law and rules adopted by the Comptroller of Public Accounts. The LBB has subsequently gathered information related to agency HUB activity and created a report detailing that information. This report is available on the LBB website. Recommendations maintain an Article IX provision indicating that this report is available on the LBB website. The provision, Article IX, Section 7.08, reads as follows:

Reporting of Historically Underutilized Business (HUB) Key Measures. In accordance with Government Code § 2161.127 relating to the reporting of HUB key performance measures, the Legislative Budget Board reports information provided by agencies and institutions of higher education in the legislative appropriations requests on the LBB website, which can be found at <http://www.lbb.state.tx.us/Bill83/Art9HUBKeyMeasures.pdf>.

Figure 1

CENTRALIZED ACCOUNTING AND PAYROLL / PERSONNEL SYSTEM (CAPPS)					
	2012	2013	2014	2015	Biennial Increase / (Decrease)
Project Development					
Interagency Contracts (Unexpended	\$ 4,177,954	\$ -	\$ -	\$ -	\$ (4,177,954)
Comptroller and Texas Department of Insurance Conversion to CAPPS					
General Revenue	\$ 2,579,200	\$ -	\$ -	\$ -	\$ (2,579,200)
Ongoing Maintenance					
General Revenue	\$ 347,467	\$ 3,985,252	\$ 10,723,822	\$ 10,723,821	\$ 17,114,924
Interagency Contracts					
<i>Texas Procurement and Support Services (TPASS)</i>	\$ 5,089	\$ 5,346	\$ 5,346	\$ 5,346	\$ 257
<i>Department of Information Resources</i>	\$ 6,737,961	\$ 6,597,952	\$ -	\$ -	\$ (13,335,913)
<i>Texas Department of Insurance</i>	\$ 70,613	\$ 70,613	\$ 70,613	\$ 70,613	\$ -
SUBTOTAL, Interagency	\$ 6,813,663	\$ 6,673,911	\$ 75,959	\$ 75,959	\$ (13,335,656)
Appropriated Receipts (TPASS)	\$ 117,059	\$ 122,956	\$ 122,956	\$ 122,956	\$ 5,897
TOTAL, Ongoing Maintenance	\$ 7,278,189	\$ 10,782,119	\$ 10,922,737	\$ 10,922,736	\$ 3,785,165
Integrated Statewide Administrative System					
General Revenue	\$ 113,359	\$ 113,359	\$ 113,359	\$ 113,359	\$ -
Interagency Contracts	\$ 2,100,825	\$ 2,010,560	\$ 2,100,825	\$ 2,100,825	\$ 90,265
TOTAL, ISAS License Maintenance	\$ 2,214,184	\$ 2,123,919	\$ 2,214,184	\$ 2,214,184	\$ 90,265
Staff Support at Comptroller (Non-capital)					
General Revenue	\$ 2,873,830	\$ 3,120,313	\$ 3,120,313	\$ 3,120,313	\$ 246,483
TOTAL PROJECT COST AT COMPTROLLER OF PUBLIC ACCOUNTS					
	\$ 19,123,357	\$ 16,026,351	\$ 16,257,234	\$ 16,257,233	\$ (2,635,241)
General Revenue	\$ 5,913,856	\$ 7,218,924	\$ 13,957,494	\$ 13,957,493	\$ 14,782,207
Appropriated Receipts	\$ 117,059	\$ 122,956	\$ 122,956	\$ 122,956	\$ 5,897
Interagency Contracts	\$ 13,092,442	\$ 8,684,471	\$ 2,176,784	\$ 2,176,784	\$ (17,423,345)
Total, All Funds	\$ 19,123,357	\$ 16,026,351	\$ 16,257,234	\$ 16,257,233	\$ (2,635,241)

Source: Legislative Budget Board and Comptroller of Public Accounts

**Comptroller of Public Accounts
FTE Highlights**

Full-Time-Equivalent Positions	Expended 2011	Estimated 2012	Budgeted 2013	Recommended 2014	Recommended 2015
Cap	3,001.6	2,859.8	2,859.8	2,719.8	2,719.8
Actual/Budgeted	2,863.0	2,700.0	2,859.8	NA	NA
Schedule of Exempt Positions (Cap)					
Comptroller of Public Accounts	\$150,000	\$150,000	\$150,000	\$150,000	\$150,000

Recommendations reflect a decrease in the FTE cap by 140.0 as a result of vacancies and turnover in fiscal year 2012 in the following strategies:

- 37 FTEs in Strategy A.1.1, Ongoing Audit Activities;
- 46.8 FTEs in Strategy A.2.1, Tax Laws Compliance;
- 13.7 FTEs in Strategy A.3.1, Taxpayer Information;
- 10 FTEs in Strategy A.4.1, Tax Hearings;
- 10.9 FTEs in Strategy B.1.1, Accounting/Reporting;
- 1.1 FTEs in Strategy B.2.1, Property Tax Program;
- 5.4 FTEs in Strategy B.4.1, Procurement; and
- 15.1 FTEs in Strategy C.1.1, Revenue and Tax Processing.

The State Auditor's Office Report No. 12-708, *A Report on Executive Compensation at State Agencies*, indicates that the salary cap of the Comptroller of Public Accounts is higher than 7 of the 10 most populous states excluding Texas.

**Comptroller of Public Accounts
Performance Measure Highlights**

	Expended 2011	Estimated 2012	Budgeted 2013	Recommended 2014	Recommended 2015
<ul style="list-style-type: none"> Number of Audits and Verifications 	19,363	17,640	15,000	17,650	17,650
Measure Explanation: Recommendations reflect an increase in targets due to higher performance levels in fiscal year 2012.					
<ul style="list-style-type: none"> Average Dollars Assessed to Dollar Cost 	58.92	39.37	28.00	39.00	39.00
Measure Explanation: Recommendations reflect an increase in targets due to higher performance levels in fiscal year 2012.					
<ul style="list-style-type: none"> Number of State Depository Bank Account Reconciliations Performed 	13,505	13,546	12,000	13,500	13,500
Measure Explanation: Recommendations reflect an increase in targets due to higher performance levels in fiscal years 2011 and 2012.					
<ul style="list-style-type: none"> Number of Historically Underutilized Business Desk Audits Conducted 	3,272	2,869	2,000	2,850	2,850
Measure Explanation: Recommendations reflect an increase in targets due to higher performance levels in fiscal year 2012.					

Section 4

Comptroller of Public Accounts (CPA)
Performance Review and Policy Report Highlights

Reports & Recommendations	Report Page	Savings/ (Cost)	Gain/ (Loss)	Fund Type	Included in Introduced Bill	Action Required During Session
Modify the High-cost Natural Gas Rate Reduction to Increase its Cost Transparency and Effectiveness	73					
1. Include a rider to require the Comptroller of Public Accounts to conduct a study to determine at what natural gas prices the high-cost gas rate reduction incentivizes production.						Adopt Rider
Reduce Obesity by Authorizing a Consumption Fee on Sugar-Sweetened Beverages						
1. Amend statute to levy a one cent per ounce consumption fee on bottlers of sugar-sweetened beverages and to dedicate the revenue stream to the prevention and treatment of obesity and its co-morbid conditions	46		\$1,742,970,217 \$2,400,000	Other GR		Amend Statute
2. Adopt a contingency rider appropriating the Comptroller of Public Accounts one quarter of one percent of revenue generated from the consumption fee not to exceed \$1,200,000 each fiscal year of the 2014-15 biennium to administer the consumption fee.		(\$2,400,000)		Other		Adopt Contingency Rider
Improve Future Significant Federal Funds and Stimulus Oversight	28					
1. Add a rider that directs the Comptroller to set state reporting standards, timelines, and performance measures in the event 10 or more state agencies are awarded a combined amount greater than or equal to \$1 billion in federal stimulus funds or other one-time allocations by the federal government.						Adopt Rider

**Comptroller of Public Accounts
Rider Highlights**

8. (revise) **Appropriation for Statutory Obligations.** Revise rider to eliminate contingency for enactment of legislation increasing the rate of the unclaimed property handling fee. The contingency was not met and rider text is no longer applicable to recommendations. Also revise rider to designate amounts included in General Revenue recommendations which are anticipated to come from handling fees.
13. (new) **Appropriation of Liquidity Fees.** Transfer rider from Article IX which provides appropriation authority of liquidity fees for the purpose of employing or contracting services of financial market experts on issues impacting the state's financial condition. Also revise language to indicate amounts included in General Revenue recommendations which are anticipated to come from liquidity fees.
13. (delete) **Contingency for Government Effectiveness and Efficiency Recommendations relating to the Texas Economic Development Act.** Delete rider which was contingent on enactment of legislation implementing Government Effectiveness and Efficiency Recommendations related to the Economic Development Act. The contingency was not met and rider is no longer applicable to recommendations.
14. (new) **Sunset Contingency.** Add rider due to Sunset review of the Texas Procurement and Support Services Division.
14. (delete) **Plan for Consolidation of Filing Requirements.** Delete rider requiring a plan, developed in cooperation with the Secretary of State, for the consolidation of filing requirements for the franchise tax and certificate of good standing. The plan was completed on November 27, 2012.
15. (new) **Informational Listing: Centralized Accounting and Payroll/Personnel System and Integrated Statewide Administrative System.** Add rider providing an informational listing of Interagency Contracts between certain agencies with the Comptroller of Public Accounts for the Centralized Accounting and Payroll/Personnel System (CAPPS) and the Integrated Statewide Administrative System (ISAS).
15. (delete) **Increase Tax Compliance and State Revenue Related to Natural Gas Tax Collections.** Delete rider which increased appropriations and FTEs contingent on certification of revenue above the Biennial Revenue Estimate. The contingency was met and rider is no longer applicable to recommendations.

Section 6

Comptroller of Public Accounts
Items not Included in the Recommendations

NONE